




CANADA'S CHICKEN SECTOR

2,877 FARMERS
185 PROCESSORS
101,900 TOTAL JOBS
\$8 BILLION TO GDP
\$1.9 BILLION IN TAXES



	BRITISH COLUMBIA	ALBERTA	SASKATCHEWAN	MANITOBA	ONTARIO	QUEBEC	ATLANTIC PROVINCES*
 total jobs	14,353	9,745	4,914	4,203	36,093	25,193	7,283
 to GDP	\$1.1 billion	\$958 million	\$471 million	\$325 million	\$2.8 billion	\$1.8 billion	\$488 million
 in taxes	\$243 million	\$205 million	\$94 million	\$79 million	\$659 million	\$529 million	\$128 million

Source: Kevin Grier Marketing Analysis and Consulting Inc., The 2018 Economic Impact of the Poultry and Egg Industries in Canada, November 2019.

* Chicken production occurs in all four Atlantic provinces, however the data is aggregated to ensure confidentiality.

CANADA'S POULTRY & EGG SECTORS

4,794 FARMERS
413 PROCESSORS
144,016 TOTAL JOBS
\$11.1 BILLION TO GDP
\$2.7 BILLION IN TAXES



	BRITISH COLUMBIA	ALBERTA	SASKATCHEWAN	MANITOBA	ONTARIO	QUEBEC	ATLANTIC PROVINCES*
total jobs	20,419	13,940	6,272	6,866	53,208	33,573	9,602
to GDP	\$1.5 billion	\$1.4 billion	\$607 million	\$530 million	\$4 billion	\$2.4 billion	\$633 million
in taxes	\$326 million	\$289 million	\$120 million	\$127 million	\$934 million	\$702 million	\$162 million

Source: Kevin Grier Marketing Analysis and Consulting Inc., The 2018 Economic Impact of the Poultry and Egg Industries in Canada, November 2019.

* Poultry and egg production occurs in all four Atlantic provinces, however the data is aggregated to ensure confidentiality.